

Государственное бюджетное общеобразовательное учреждение средняя общеобразовательная школа №578 Приморского района Санкт-Петербурга

**Методические рекомендации
для учителей английского языка,**
осуществляющих внеурочную деятельность
(по книге Ю.Пучковой «The adventures of six friends»)

авторы: Демиденко А.В.
Куприянова В.В.
Луцева И.В.
Новицкая Л.А.
Прокопович Е.В.

Санкт-Петербург
2018

Аннотация

Чтение на иностранном языке - один из важнейших обучающих элементов. Процесс чтения, предполагающий сложные мыслительные операции (анализ, синтез, умозаключение и др.) и результат его - извлечение информации – имеет огромное значение в коммуникативно-общественной деятельности людей, развивает мышление и воображение, расширяет кругозор учащихся, знакомит их с произведениями зарубежных авторов, создает дополнительную мотивацию к изучению языка развивает интеллект, обостряет чувства, то есть обучает, развивает, воспитывает.

Занятия внеурочной деятельности на английском языке позволяют учителю разнообразить формы работы, обеспечить практическое применение изученного на традиционных уроках иностранного языка, развивать навыки устной речи при обсуждении текста, формировать различные навыки чтения, существенно расширять лексический запас учащихся. Однако для этого недостаточно подобрать интересную детям и соответствующую их уровню языка книгу. Необходима продуманная система заданий к каждой главе, направленных на отработку новой лексики, формирование разнообразных навыков, а также обобщающие игры и творческие задания. К сожалению, несмотря на богатый ассортимент книг для чтения, большинство их не рассчитано на урочную систему и содержит лишь несколько небольших заданий, как правило, направленных на проверку общего понимания текста.

Нам бы хотелось предложить коллегам составленные нами дополнительные разработки к книге Юлии Пучковой "The Adventures of Six Friends" в 5-6х классах общеобразовательной школы. Книга увлекательна по содержанию, написана для детей и соответствуют их интересам. Книга богата лексикой, но не трудна для понимания, поэтому чтение остается удовольствием, а не превращается в тяжелый труд. Она поделена на небольшие главы, прекрасно подходящие для порционного чтения и обсуждения. Книга рассчитана на 68 часов и может быть использована для занятий внеурочной деятельности на английском языке.

Многие задания предложены в игровой форме, что поможет детям, имеющим разный уровень обученности, проявить свои способности. Читаем вместе с детьми с увлечением!

The Adventures of Six Friends

дополнительные задания к главам

Chapter 1

Six Friends

1. Match the descriptions to the pictures of the children. Tell about one of them.

Это задание можно организовать в виде игры для группы 3-5 ребят. Распечатать портреты детей и карточки с их описанием. Кто быстрее составит описание?

Short and thin	Short and fat	Tall and slim	Tall and thin	Short and plump	Tall and thin
Long dark hair big brown eyes	short fair hair and grey eyes	long fair hair and big blue eyes	short curly brown hair and big blue eyes	Long curly dark hair and brown eyes	Short fair hair and dark eyes
books	tasty food	Talking	Bikes	beautiful clothes	walking
clever	fat	noisy	naughty	slow	funny
girl	boy	girl	boy	girl	boy

2. Odd one out.

1.short tall funny thin slim

2.naughty long funny slow smart

3.talking walking beautiful reading

4.books food grey bikes clothes

5.curly noisy dark short fair long

Chapter 2

Birthday Present.

1. Put the following verbs into the past simple.

be, have, come, say, see, take, go, put

2. Odd one out.

1.jumper bike trousers shorts

2.sunny warm mirror cold

3.sandals T-shirt boots trainers

4.yellow cycle green red

5.mother son cute father

Chapter 3

In the Yard.



1. Прием Шести шляп.

Распечатать шляпы. Пригласить одного члена команды вытащить жребий. Объяснить задачу каждой «шляпы».

Каждая группа получает «шляпу»

1) «Белая шляпа»- в тексте нужно найти факты.

- Fat saw his friends in the yard.

2) «Желтая шляпа»- позитивное мышление.

В тексте нужно найти позитивную информацию.

- Fat`s friends liked his bike.

3) «Черная шляпа»- негативное мышление.

В тексте нужно найти негативную информацию.

- Fat got in the gate.

4) «Синяя шляпа»- обобщающая шляпа.

Группа подводит итоги, делает выводы.

5) «Зеленая шляпа» -новые идеи

Группа придумывает окончание истории

6) «Красная шляпа» - чувства и эмоции

Группа выражает свое отношение к прочитанному.

Chapter 4

Fat's Birthday Party.

1. Write a birthday card to Fat.

Dear (имя твоего друга),
Happy birthday! I wish you to be healthy and very happy! Never be sad!
Enjoy this wonderful day.

Lots of love,
здесь твоё имя.



2. Put the following verbs into the past simple.

wash, cry, come, want, give, sit, smile, put, go

3. Odd one out.

1. drank ate children sang watched

- 2.pizza olive oil table jam
- 3.films cartoons books tidy
- 4.angry piano CDs songs
- 5.jokes cake jam chocolate

Chapter 5

Slow is Coming.

1. Make spidergrams on clothes and Fat`s presents.

2. Riddles.

1. What has no head, no arms, no legs, and still has a tongue?

(A shoe)

2. My house has four doors. I go in at one.

Then I come out at three doors all at once.

(A shirt)

3. I can tell you all the day

Time to sleep and time to play.

(A clock)

4. One face, two hands. It goes, yet stands.

(A clock)

5. I'm a type of clothing

Which is L-shaped in form

When it is cold outside

I help keep your feet warm.

(A sock)

6. Almost a shirt, but without sleeves

(A T-shirt)

7. With and without sleeves, long and short, for mom and daughter.

(A dress)

Chapter 6

Good Friends.

1. Put the following verbs into the past simple.

Can, come, have, eat, visit, phone, close, open, start, do, answer

2. Odd one out.

1. stomachache toothache doctor school

2. afternoon morning chocolate evening

3. awful hurt terrible bad

4. pie smart sweets cake

5. honey jam stronger yesterday

3. Sentence ladder. Repeat after the teacher to make your speech fluent.

Naughty ate

First Naughty ate

First Naughty ate all the cakes

First Naughty ate all the cakes and slices of the pie,







First Naughty ate all the cakes and slices of the pie, then all the sweets






First Naughty ate all the cakes and slices of the pie, then all the sweets and chocolates.

Chapter 7

Catching Butterflies.


1. Let`s travel.

 I AM POLISH I live in _____	 I AM INDIAN I live in _____
 I AM SPANISH I live in _____	 I AM SWISS I live in _____
 I AM DANISH I live in _____	 I AM ISRAELI I live in _____

 I AM SWEDISH I live in _____	 I AM AUSTRIAN I live in _____
 I AM BELGIAN I live in _____	 I AM BRAZILIAN I live in _____
 I AM MEXICAN I live in _____	 I AM GREEK I live in _____
 I AM JAPANESE I live in _____	 I AM HUNGARIAN I live in _____
 I AM TURKISH I live in _____	 I AM BULGARIAN I live in _____
 I AM NORWEGIAN I live in _____	 I AM ITALIAN I live in _____
 I AM FINNISH I live in _____	 I AM AMERICAN I live in _____
 I AM ROMANIAN I live in _____	 I AM IRISH I live in _____
 I AM VIETNAMESE I live in _____	 I AM DUTCH I live in _____
 I AM RUSSIAN I live in _____	 I AM THAI I live in _____
 I AM KOREAN I live in _____	 I AM GERMAN I live in _____
 I AM CHINESE I live in _____	 I AM FRENCH I live in _____

2. Crossword. Which group will be the quickest?

Write the second (II) and the third (III) forms of the verbs:



Across: 3. BRING (II) 5. STICK (II) 8. SING (II) 10. EAT (II) 11. FEED (II) 12. SHAKE (III) 16. SELL (III) 17. READ (III) 18. LEAVE (II) 20. MEET (II) 21. DRAW (II) 24. DRINK (II) 25. FLY (II) 26. STAND (III) 27. MAKE (III)

Down: 1. HURT (II) 2. CHOOSE (II) 3. BE (III) 4. TAKE (III) 6. UNDERSTAND (II) 7. SIT (II) 9. GO (III) 13. HEAR (II) 14. SWIM (III) 15. WRITE (III) 19. GO (II) 22. PAY (II) 23. WIN (II)

Chapter 8

Dogs and Cats.

- Put the following verbs into the past simple.

be, love, walk, shout, see, hate, bark, climb, jump

2. Sentence ladder. Repeat after the teacher to make your speech fluent.

Do it

Do it yourself,

Do it yourself, please,

Do it yourself, please, or

Do it yourself, please, or climb up the tree

Do it yourself, please, or climb up the tree and

Do it yourself, please, or climb up the tree and take your cat down.

Chapter 9

Great Idea.

1. Прием Шести шляп.



Распечатать шляпы. Пригласить одного члена команды вытащить жребий. Объяснить задачу каждой «шляпы».

Каждая группа получает «шляпу»

1) «Белая шляпа»- в тексте нужно найти факты.

• Dolly ran after the cat.

2) «Желтая шляпа»- позитивное мышление.

В тексте нужно найти позитивную информацию.

• Funny`s idea worked.

3) «Черная шляпа»- негативное мышление.

В тексте нужно найти негативную информацию.

• Fat went away.

4) «Синяя шляпа»- обобщающая шляпа.

Группа подводит итоги, делает выводы.

5) «Зеленая шляпа» -новые идеи

Группа придумывает свое окончание истории

6) «Красная шляпа» - чувства и эмоции

Группа выражает свое отношение к прочитанному.

I liked the story because it is funny.

Chapter 10

Noisy Neighbours.

1.Odd one out.

1.neighbours sister brother son

2.sleep shout cry sing

3.first second four third

4.should must can think

5.Friday Monday Sunday Tuesday

2. Sentence ladder. Repeat after the teacher to make your speech fluent.

Don't you

Don't you see,

Don't you see, Noisy,

Don't you see, Noisy, that it's you

Don't you see, Noisy, that it's you who is making

Don't you see, Noisy, that it's you who is making the noise?

Chapter 11

In the Country.

1.Do crossword.

Animals Crosswords







Name.....

shutterstock

IMAGE ID: 256804168
www.shutterstock.com

2. Do wordsearch.

WORD SEARCH PUZZLE



Download from
Dreamstime.com

This watermarked comp image is for previewing purposes only.



ID

©

Chapter 12

At the Zoo

1. Riddles to solve.

Score

9

01-02-06-032-s

Name: _____
Date: _____

Subject: Year 1 Literacy
Sheet: Animal riddles

What Am I?

Look at the riddles below. Can you work out which animal I am? Don't forget to look at the pictures!

I am yellow and brown.
I eat leaves.
I have a very long neck.
I live in Africa.
I am a _____



I eat berries and fish.
I have four legs.
I live in the woods.
I am very big.
I am a _____



I can roar.
I have a mane.
I eat other animals.
I have sharp claws.
I am a _____



I live in a desert.
I have two humps.
I am tall.
I eat plants.
I am a _____



I can hop.
I have a pouch.
I have a long tail.
I eat plants.
I am a _____



I have four legs.
I have big ears.
I have a trunk.
I am very big.
I am a _____



I have a long tail.
I can swing from trees.
I have long arms.
I am very clever.
I am a _____



I eat lots of grass.
I look like a horse.
I have black and white stripes.
I have four legs.
I am a _____














I can hiss.
I don't have any legs.
I am long.
I have a forked tongue.
I am a _____



2.Match the animals with their babies.

Match the animal with its baby. Write.

 cat	 puppy	 dog and _____
 dog	 lamb	sheep and _____
 hen	 kitten	cat and _____
 sheep	 foal	horse and _____
 horse	 chick	hen and _____

Chapter 13

Python

1. Put the verbs into Past Simple.

Scream, come, shout, point, look around, look afraid, ask, take, sit

2. Name the animals.



- 1 It has a tail, likes catching mice and sounds like 'hat'.
- 2 It lives in the sea and sounds like 'park'.
- 3 It's green, jumps very well and sounds like 'dog'.
- 4 It sings, sometimes lives in a cage, and sounds like 'word'.
- 5 It eats grass and sounds like 'now'.
- 6 It doesn't have legs and sounds like 'cake'.
- 7 It's always hungry, has a little beard and sounds like 'boat'.
- 8 It flies at night and sounds like 'Pat'.
- 9 It's very big, swims in the sea, and sounds like 'tail'.
- 10 It's very small, eats cheese and sounds like 'house'.



Chapter 14

Lunch for Python.

1. Odd one out.

- 1.hungry suddenly brave difficult
- 2.throw climb python give
- 3.leg proud arm finger
- 4.ham cake grass sandwich
- 5.poor easy high feed

3. Sentence ladder. Repeat after the teacher to make your speech fluent.

The python

The python opened its eyes,

The python opened its eyes, smelled the ham,

The python opened its eyes, smelled the ham, ate it up

The python opened its eyes, smelled the ham, ate it up and closed its eyes

The python opened its eyes, smelled the ham, ate it up and closed its eyes again.

4. Do word search.

Character Word Search

C A R I N G H C V
H U L C P C E H U
Y N S R A S L A E
J I E E T K P R U
O T R S I I F I P
Y Y V P E N U T E
F R I E N D L Y A
U C C C T F R U C
L R E T L L O V E

caring

helpful

love

respect

charity

joyful

patient

service

friendly

kind

peace

unity

Chapter 15

Zookeeper Comes.

1. Прием Шести шляп.



Распечатать шляпы. Пригласить одного члена команды вытащить жребий. Объяснить задачу каждой «шляпы».

Каждая группа получает «шляпу»

1) «Белая шляпа»- в тексте нужно найти факты.

- The zookeeper took the python back to the cage with the help of the children.

2) «Желтая шляпа»- позитивное мышление.

В тексте нужно найти позитивную информацию.

- The zookeeper helped the children.

3) «Черная шляпа»- негативное мышление.

В тексте нужно найти негативную информацию.

- The zookeeper was angry.

4) «Синяя шляпа»- обобщающая шляпа.

Группа подводит итоги, делает выводы.

5) «Зеленая шляпа» -новые идеи

Группа придумывает свое окончание истории

6) «Красная шляпа» - чувства и эмоции

Группа выражает свое отношение к прочитанному.

I liked the story because it is funny.

Chapter 16

Back to School.

1.Complete the sentences:

- In _____ we learn to speak English.
- In _____ we learn to do different sports.
- In _____ we learn about musical instruments.
- In _____ we learn about computers.
- In _____ we learn to do experiments.

2.Write the name of the place:

- You go here to learn. _____
- You read books here. _____

- You play rugby here. _____
- You eat hot food here. _____
- The computers are here. _____
- You do experiments here. _____

Chapter 17.

Those Rolls and Buns.

1. Speaking cards. Take one card and speak about the topic for 30 seconds.

1 What makes an advertisement successful?	2 Is there a shop street in your Town?	3 Do you prefer going shopping alone? Why?	4 What is your favourite shop? why?	5 Do you like flea market? Why?	6 Tell me about a situation when you or sb you know bought something unusual.	7 Do you like shopping in big shop centres or small shops? Why?	8 Is shopping online a good idea? Why?
9 Is it fair to advertise unhealthy products like cigarettes and alcohol? Why?	10 Who do you usually go shopping with? Why?	11 Tell me a situation when you were bored in a shop?	12 Do you like shopping? Why?	13 Have you ever made a complaint in a shop? Why?	14 What do you spend your money on? Why?	15 Do you like buying things in a sale? Why?	16 Tell me about a problem you or sb you know had in a shop?
17 What are the advantages of shopping online?	18 Do you think it's important to buy food produced locally? Why?	19 What are the disadvantages of shopping online?	20 Do you buy in second-hand shops? Why?	21 Are you a shopaholic?	22 Do you give money to the charity? Why?	23 Do you buy lottery tickets? Why?	24 Tell us about a situation when you had a lot of fun without having to spend much money.

25	26	27	28	29	30	31	32
What are the best things to save money?	How young people can earn money?	Do you think that young people should be encouraged to save money for their retirement? Why?	How often do you shop online and why?	What kind of shops do you visit most often and why?	Would you like to work as a shop assistant and why?	Which do you prefer, shopping centres or supermarkets, and why?	Do you think being a shop assistant is a hard work? Why?

Chapter 18

Helpful Woman.

1. Study the recipe. Fill the ingredients and put the correct order of the procedure.

Chocolate Cake recipe.



Ingredients:



1 cup _ _ _ _ _



1 cup _ _ _ _ _



2 tablespoons _ _ _ _ _



2 _ _ _ _



125g _ _ _ _ _

$\frac{1}{2}$ cup _ _ _ _

Method: Cut up an order.

Mix with an electric mixer for about 2-3 minutes or until the mixture is smooth.

Bake for approximately 45 minutes.

Preheat the oven to 180°C.

When you remove the cake from oven, let it cool in the pan for about five minutes. Leave to cool on a rack.

Pour the cake mixture into the tin.

Line a 20cm round cake tin with baking paper.

Add all the ingredients in a medium sized bowl.

BACK TO SCHOOL



A) Match the school subjects in the box with the pictures.

1. English
2. Geography
3. Music
4. Science
5. PE
6. Maths
7. Art
8. Information and communication Technology (ICT)
9. History

B) Label the school rooms in the pictures. Use the words in the box. Then find eight more school rooms.

Q	J	M	O	R	N	O	M	M	O	C	S	T	N	E	D	U	T	S	
W	V	R	E	C	E	P	T	I	O	N	O	U	G	C	W	W	M	M	X
M	P	J	T	U	L	E	Q	G	P	H	N	T	Q	X	A	X	S	D	Z
D	S	T	E	L	I	O	T	T	H	G	N	M	S	F	Y	H	D	J	N
Z	E	K	A	F	R	B	G	R	J	P	U	O	K	R	E	R	I	N	I
U	X	N	C	K	K	N	J	B	C	S	E	L	Q	C	C	T	X	H	A
V	M	I	H	P	F	D	G	O	I	W	X	F	X	V	A	C	T	B	O
F	O	Q	E	H	B	F	C	O	I	I	E	L	P	T	L	D	I	S	S
H	C	U	R	H	C	G	S	C	H	O	O	L	O	F	F	I	C	E	S
Q	G	P	S	R	G	H	H	O	V	C	J	R	A	B	A	R	Y	Z	B
H	I	J	R	M	H	L	U	E	P	S	U	B	R	P	S	O	K	U	M
O	S	I	O	Q	Z	Y	J	O	H	C	Y	Z	U	N	A	U	K	W	X
A	O	B	O	Q	E	L	W	B	O	N	E	E	T	N	A	C	L	L	S
J	V	H	M	I	I	T	H	G	G	K	F	F	L	M	F	T	L	X	X
D	C	H	E	A	D	M	A	S	T	E	R	S	O	F	F	I	C	E	S
J	F	U	K	O	C	W	F	B	H	S	X	T	A	I	U	D	W	Y	V

1. _____
2. _____
3. _____
4. _____
5. _____
6. _____
7. _____
8. _____



1. Laboratory
2. Computer room
3. Classroom
4. Library
5. Gym
6. Football field